

Faculty Demographics- Snapshot & Trends

2024 IPEDS report
Prepared by Office of Institutional Research and Planning



INSTITUTION TOTAL

297 FTE

College of Arts & Sciences

178 FTE

Graduate School

69 FTE

Law School

51 FTE

239 full-time, 175 part-time

Demographic Summary

25%	Faculty of Color
59%	Female
39%	Male
2%	Not disclosed

166 full-time, 35 part-time

Demographic Summary

23%	Faculty of Color
53%	Female
46%	Male
1%	Not disclosed

39 full-time, 89 part-time

Demographic Summary

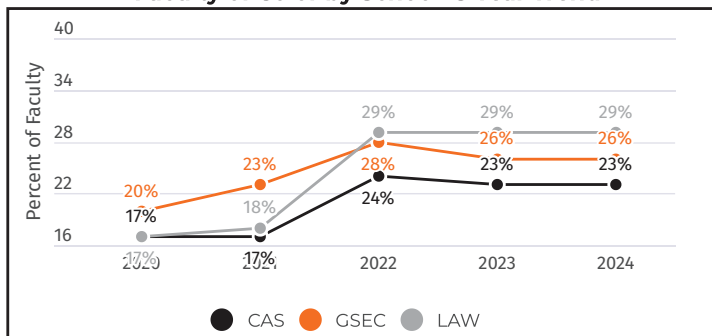
26%	Faculty of Color
82%	Female
16%	Male
2%	Not disclosed

34 full-time, 51 part-time

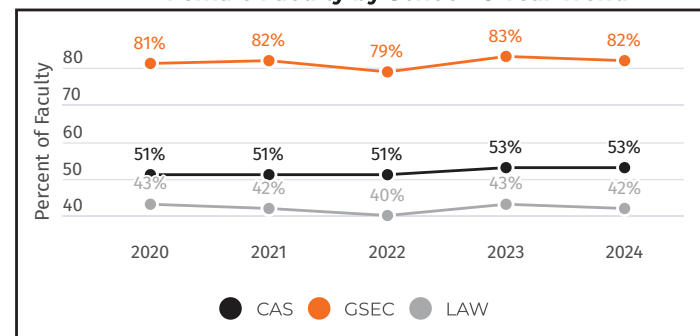
Demographic Summary

29%	Faculty of Color
42%	Female
53%	Male
5%	Not disclosed

Faculty of Color by School- 5 Year Trend



Female Faculty by School- 5 Year Trend



Although the percent of faculty of color appears to remain constant over the last three years, there are some faculty who have chosen not to disclose their race or ethnicity. Therefore these ratios may be slightly higher or lower than they appear here.

We are in the process of collecting gender identity and legal sex beyond the binary. This will allow for a broader representation of LC community members in future reports.

Staff Demographics- Snapshot & Trends

2024 IPEDS Report
Prepared by Office of Institutional Research and Planning



College of Arts & Sciences

147 FTE

115 full-time, 32 part-time

Demographic Summary

17%	Staff of Color
63%	Female
35%	Male
1%	Not disclosed

Graduate School

34 FTE

31 full-time, 3 part-time

Demographic Summary

24%	Staff of Color
82%	Female
12%	Male
6%	Not disclosed

Law School

86 FTE

77 full-time, 9 part-time

Demographic Summary

17%	Staff of Color
74%	Female
26%	Male
0%	Not disclosed

Common Services

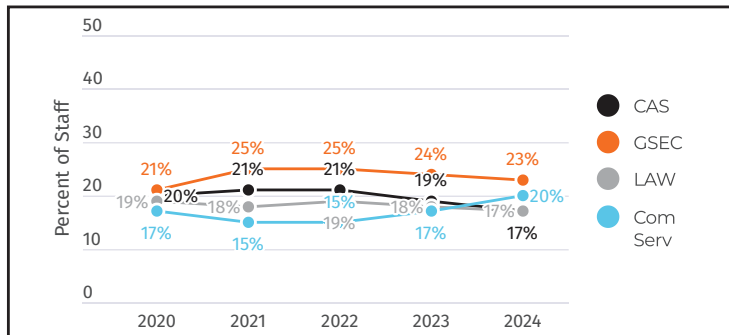
161 FTE

151 full-time, 10 part-time

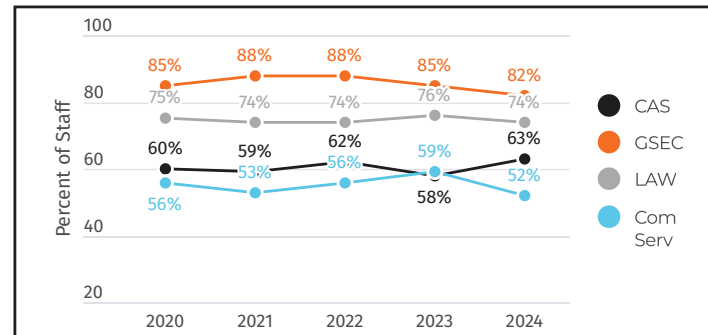
Demographic Summary

20%	Staff of Color
53%	Female
46%	Male
1%	Not disclosed

Staff of Color by Unit- 5 year trend



Female Staff by Unit- 5 year trend



Recently, more staff have chosen not to disclose their race or ethnicity, thus it is possible that the decrease in some areas is actually due to an increase in "unknowns."

We are in the process of collecting gender identity and legal sex beyond the binary. This will allow for a broader representation of LC community members in future reports.